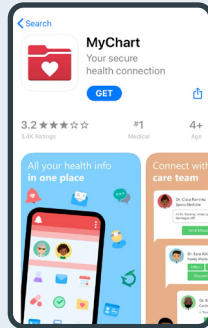


How to log into a mobile video visit

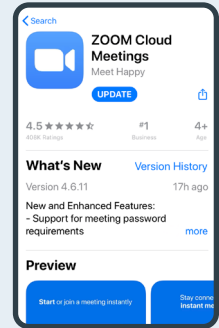


Using mobile? Follow these steps:

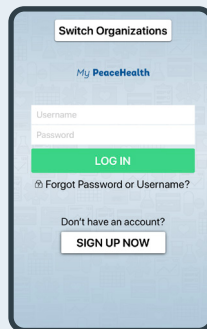
- 1 Download the My Chart app and choose PeaceHealth for your account



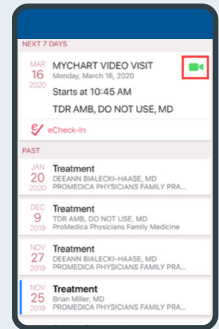
- 2 Download the ZOOM Cloud Meetings app.



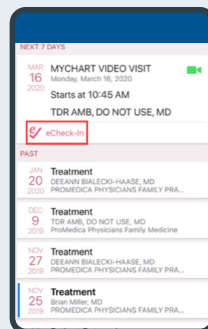
- 3 Log into the My Chart app.



- 4 Click the video camera icon where it says to begin your video appointment.



- 5 Click the e-Check-in button to prepare for your visit.



- 6 When you're ready, click the green "Begin Video Visit" button to launch ZOOM.

The ZOOM screen might appear blank or black. Swipe left or right to get the meeting menu. Your video meeting will begin when your provider (host) joins the ZOOM meeting.

